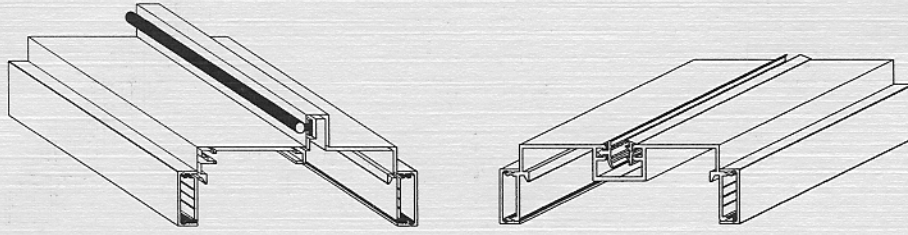




STANDARD TRIM SYSTEM

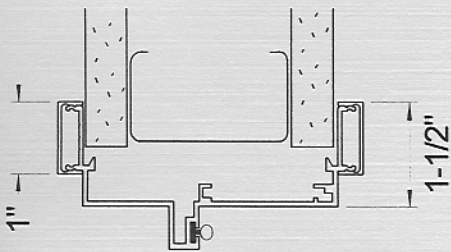


FEATURES:

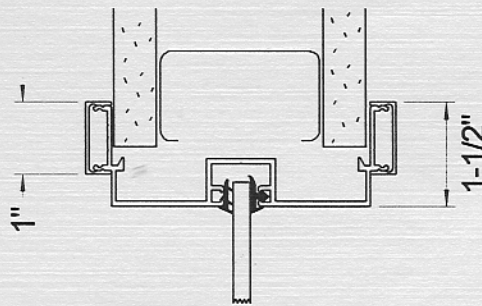
- ▶ 1" x 3/8" TRIM
- ▶ 1/2" REVEAL
- ▶ 1-1/2" FACE / 2" MULLIONS

SIMILAR TO:

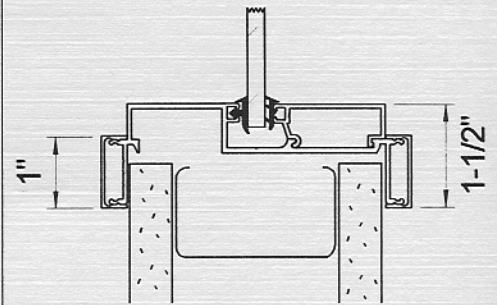
- ▶ RACO Trimstyle I
- ▶ Frameworks Series II Reveal Trim
- ▶ Western Integrated 302
- ▶ AAF Standard



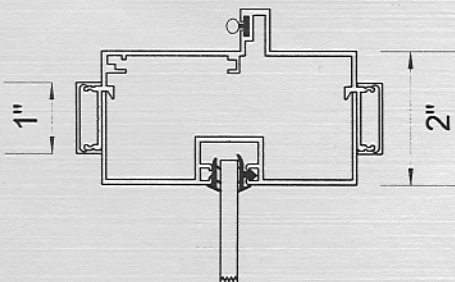
A DOOR FRAME HEAD/JAMB



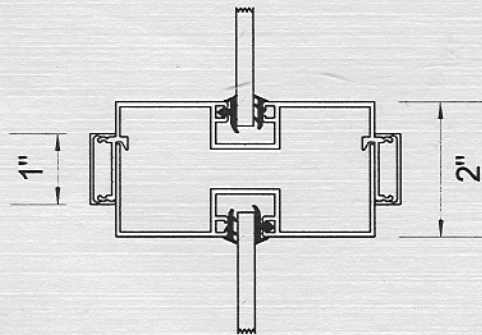
B GLAZING HEAD/JAMB



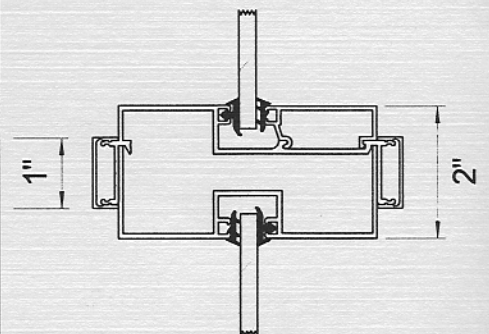
C GLAZING SILL w/SNAP-IN STOP



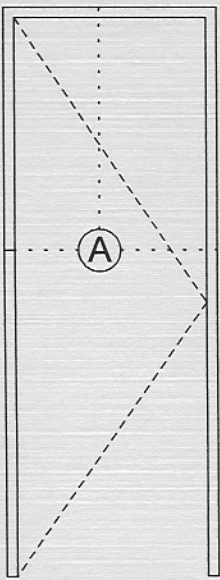
D DOOR/SIDELITE MULLION



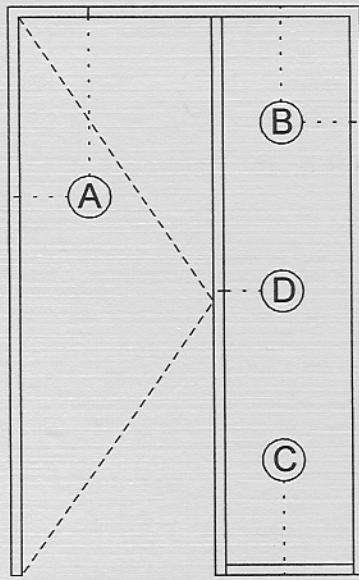
E VERTICAL MULLION



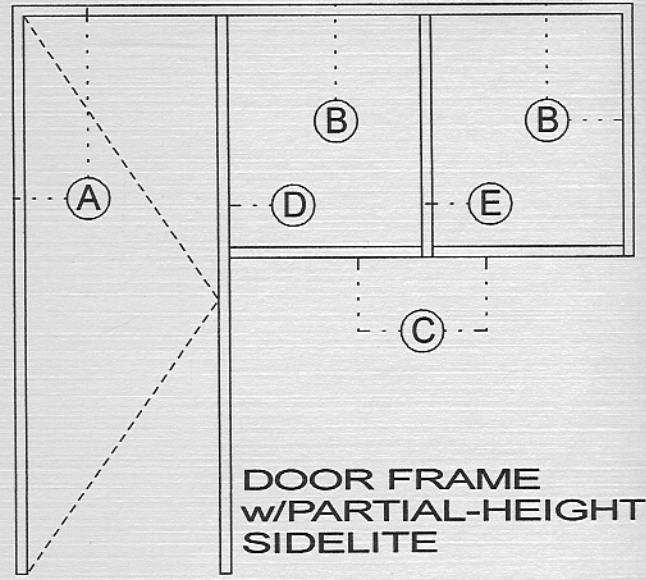
F HORIZONTAL MULLION w/SNAP-IN STOP



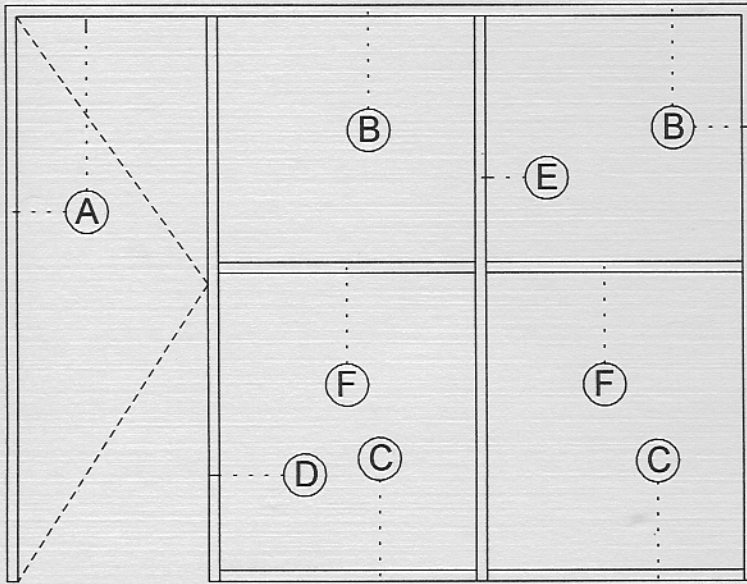
DOOR FRAME



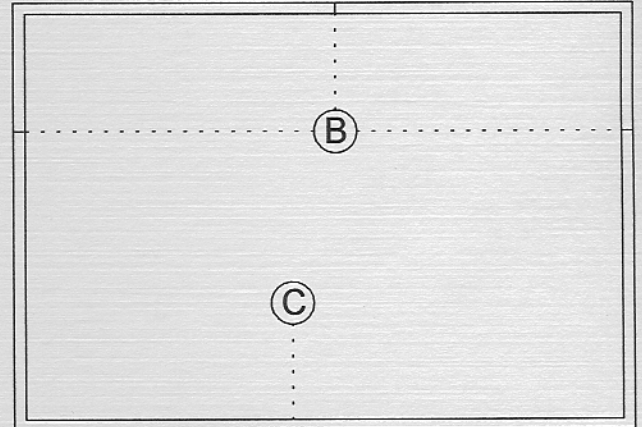
DOOR FRAME
w/FULL-HEIGHT
SIDELITE



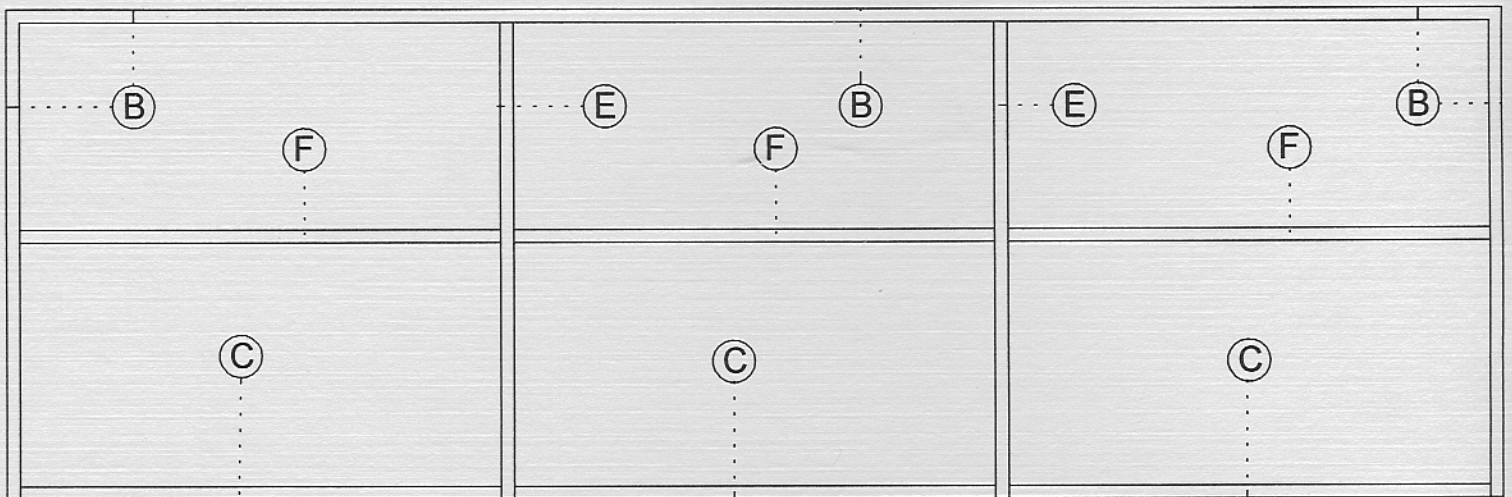
DOOR FRAME
w/PARTIAL-HEIGHT
SIDELITE



DOOR/SIDELITE
w/VERTICAL & HORIZONTAL
MULLIONS



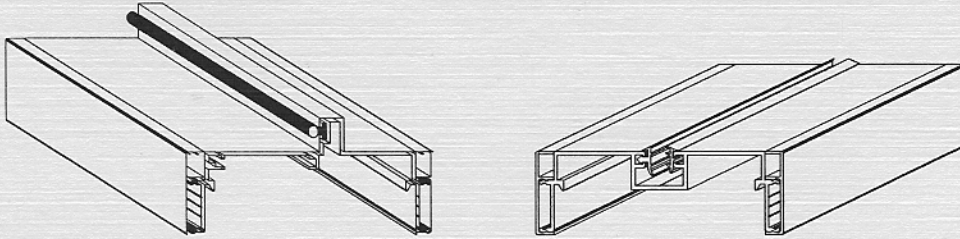
BORROWED LITE
(WINDOW FRAME)



WINDOW WALL w/MULLIONS



FLUSH TRIM SYSTEM



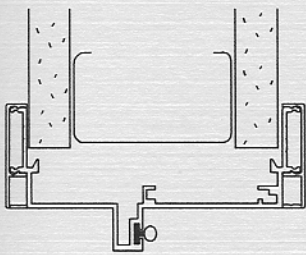
FEATURES:

- ▶ 1-1/2" x 5/16" TRIM
- ▶ FLUSH--NO REVEAL
- ▶ 1-1/2" MULLIONS

SIMILAR TO:

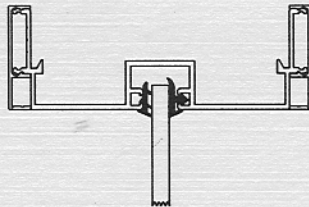
- ▶ RACO Trimstyle II
- ▶ Frameworks Series II Flush Trim
- ▶ Western Integrated 304R
- ▶ AAF Venus

**** STRIKE PLATE LIPS MUST BE EXTENDED 3/8" ****



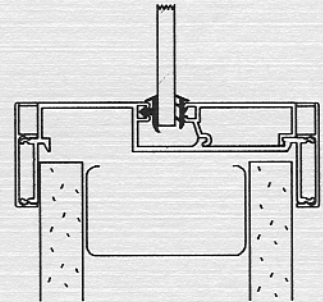
1-1/2"

A DOOR FRAME HEAD/JAMB



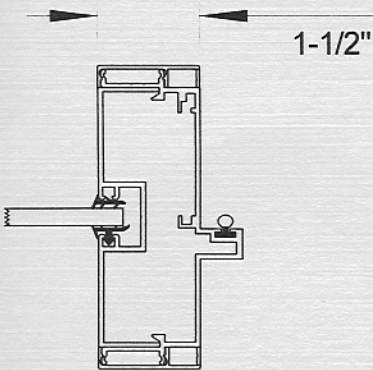
1-1/2"

B GLAZING HEAD/JAMB



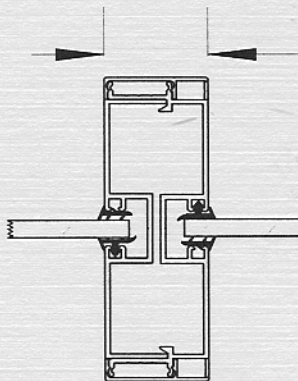
1-1/2"

C GLAZING SILL w/SNAP-IN STOP



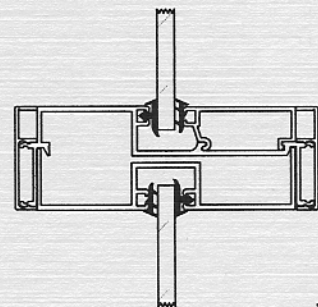
1-1/2"

D DOOR/SIDELITE MULLION




1-1/2"

E VERTICAL MULLION



1-1/2"

F HORIZONTAL MULLION w/SNAP-IN STOP



AVAILABLE THROAT SIZES (WALL THICKNESS):

- ◆ DOOR FRAME AND GLAZING:
3-1/2", 3-3/4", 4-7/8", 5-1/4"
- ◆ DOOR FRAME ONLY*:
5-1/2", 7-1/4"
- ◆ ADJUSTABLE DOOR FRAME
(NON-RATED ONLY)*:
3" to 10-1/2"

**APPLIED STOP AVAILABLE FOR
SIDELITES AND BORROWED LITES*

FIRE RATINGS:

- ◆ **20 MINUTE 'S' (UBC-97 POSITIVE PRESSURE)**
REQUIRES CONCEALED OR SURFACE APPLIED INTUMESCENT:
SINGLE SWING: up to 4-0 wide by 9-0 high
PAIRS: up to 8-0 by 9-0 (max. 4-0 leaf)
- ◆ **20 minute NEUTRAL PRESSURE LABEL:**
SINGLE SWING: up to 4-0 wide by 9-0 high
PAIRS: up to 8-0 by 9-0 (max. 4-0 leaf)
SIDELITES: up to 3-0 by 9-0 door (single swing
only) with up to 2-0 wide sidelite on strike side of
door
- ◆ **90 minute STEEL FRAMES** w/aluminum trim
available (special order)

AVAILABLE FINISHES:

- ◆ CLEAR ANODIZED
- ◆ DARK BRONZE ANODIZED
- ◆ BLACK ANODIZED
- ◆ CUSTOM PAINTING
- ◆ CUSTOM ANODIZING
- ◆ POLISHING/BRUSHING

STANDARD HARDWARE PREPS:

- ◆ 4-1/2" STANDARD WEIGHT BUTTS
- ◆ 4-7/8" ASA STRIKES
- ◆ 2-3/4" T-STRIKES
- ◆ 2-1/4" x 15/16" FLUSHBOLTS
- ◆ **PREPPED TO YOUR LOCATIONS**
- ◆ **CUSTOM PREPS AVAILABLE**

SPECIFICATIONS:

- ◆ EXTRUDED ALUMINUM, ALLOY 6063-T5
- ◆ NOMINAL ALUMINUM THICKNESS 0.07"
- ◆ DOOR FRAMES FOR 1-3/4" DOORS ONLY
- ◆ DOOR MUTE (VINYL or FELT) INCLUDED
- ◆ GLAZING VINYL INCLUDED
- ◆ VINYL & FELT AVAILABLE IN BLACK,
WHITE or GREY (BLACK VINYL
STANDARD)
- ◆ GLAZING FRAMES FOR 1/4" GLASS (WITH
INCLUDED VINYL)
- ◆ 3/8" GLASS MAY BE USED BY OMITTING
VINYL AND CAULKING GLASS
- ◆ FRAMES CUT TO SIZE & PACKED PER
OPENING
- ◆ TRIM MITERED AT CORNERS