

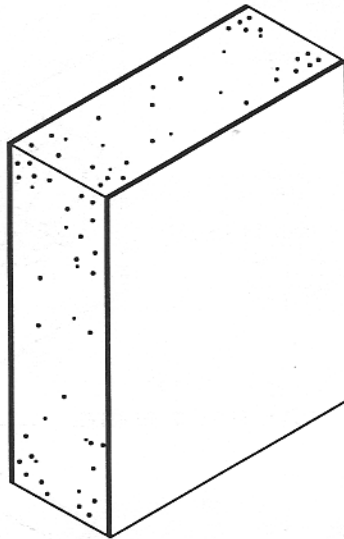


D6-1

### 1-3/4" FUEGO (FT) SOLID CORE

250 ° MAXIMUM TEMPERATURE RISE\*, POSITIVE PRESSURE  
FULL FLUSH STEEL, 3 HOUR FIRE DOORS  
BEVELED LOCK EDGE, HANDED

\* 250°F (121°C) maximum temperature rise at the end of the first 30 minutes of fire test.



*UL Listed, solid mineral fiber, rigid slab bonded to both face sheets with waterproof contact adhesive. Crush strength: 125 psi*


**Suggested Use:**

- Vertical means of egress*
- Fire Code Compliance*
- Interior or Exterior ...*
- Office*
- Motel/Hotel*
- Apartment*
- Public Housing*
- Health Care*
- Educational*
- Factory/Warehouse*

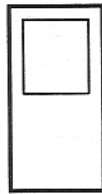
#### DOOR DESIGNS



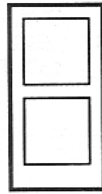
**F**  
(3 HOUR)



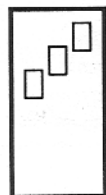
**N WxH**  
(1 HR, 3/4 HR or 20 MINUTES)



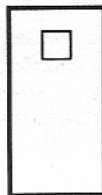
**G**




**G2/SPC**




**N/SPC**



**V**  
(1-1/2 HOUR)



**N WxH**



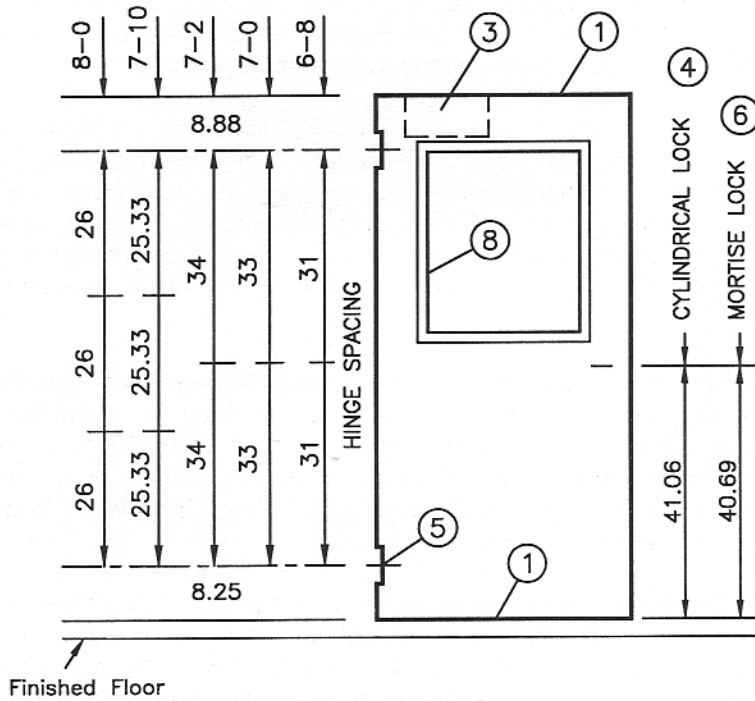
**G/SPC**

LABEL	TEMP. RISE	MAXIMUM EXPOSED GLASS DIMENSION		MAXIMUM EXPOSED GLASS AREA
		WIDTH	HEIGHT	
3 HR "A"	250°	33"	33"	100 sq in / leaf ④
1-1/2 HR "B"	250°	33"	33"	100 sq in / leaf
3/4 HR "C"	NTR	54"	54"	1296 sq in / lite
1-1/2 HR "D"	250°	-	-	NONE
1 HR	NTR	36"	36"	1296 sq in / lite ④
3/4 HR "E"	NTR	54"	54"	1296 sq in / lite
20 Minutes	NTR	54"	54"	1296 sq in / lite


- NOTES:
1. The total glass area allowed per rating may be distributed among one or more lites
  2. Minimum stile and rail dimensions are 6" ...12" bottom rail conforms with ADA guidelines but is not a fire door requirement.
  3. Minimum glass lite dimension is normally 3".
  4. Only when accepted by authority having jurisdiction; FIRELITE® glazing material required.

6/1/01

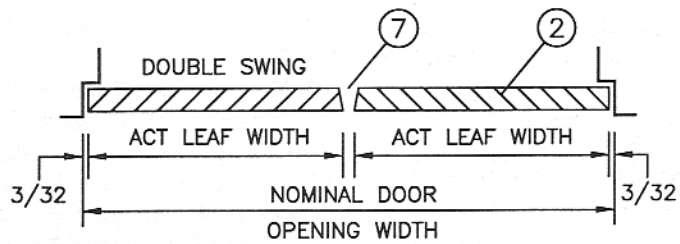
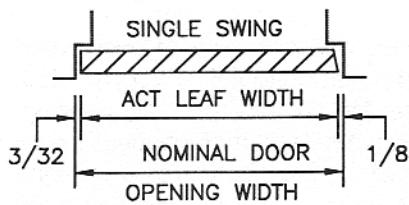
Hardware locations shown match Ceco standard frames.



DOOR ELEVATION



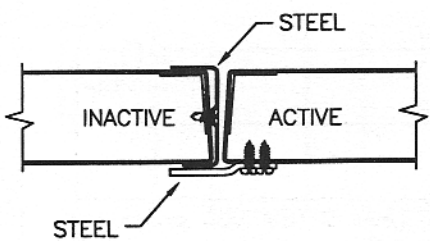
VERTICAL SECTION



HORIZONTAL SECTIONS

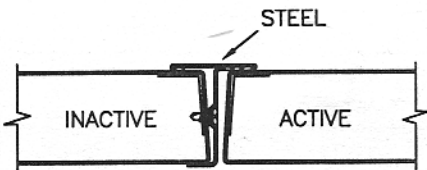
(Conversion: 1" = 25.4 mm, e.g., 1-3/4" = 44.4 mm)

OVERLAPPING ASTRAGAL 4441 (7)  
FOR 1-3/4" THICK DOORS



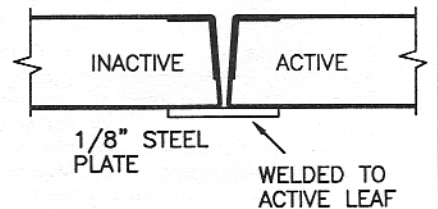
LISTED

OVERLAPPING ASTRAGAL 4471 (7)  
FOR 1-3/4" THICK DOORS



LISTED

OVERLAPPING ASTRAGAL 4491 (OPTIONAL) (7)  
FOR 1-3/4" THICK DOORS



LISTED



**Ceco Door Products**

D6-2

6/1/01

# TECH-DATA

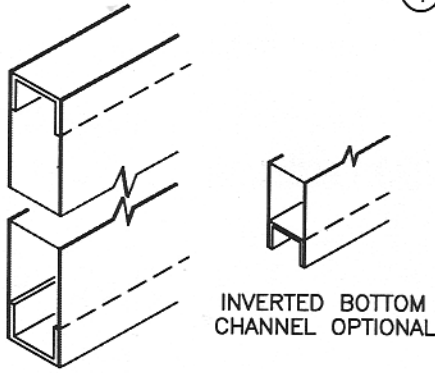
## FUEGO 250° DOORS

DB-3

16 GAGE STEEL  
END CHANNELS

WELDED  
TO DOOR

FLUSH  
TOP AND  
BOTTOM  
CHANNELS

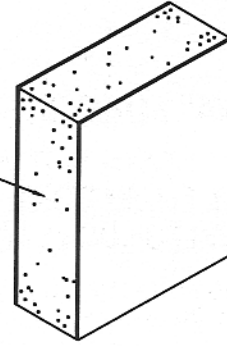


INVERTED BOTTOM  
CHANNEL OPTIONAL

①

CORE

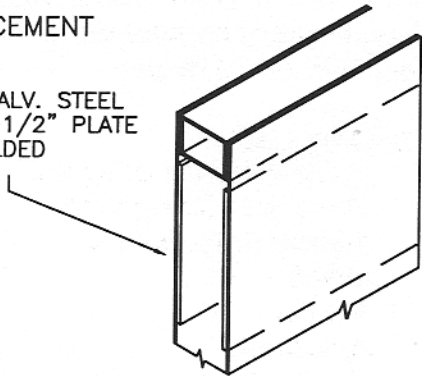
SOLID MINERAL  
FIBER CORE  
BONDED TO BOTH  
FACE SHEETS



②

CLOSER  
REINFORCEMENT

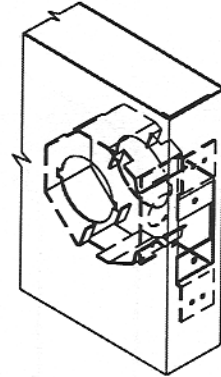
12 GA. GALV. STEEL  
19" x 4-1/2" PLATE  
SPOT WELDED



③

LOCK PREPARATION  
GOV. 160/161  
CYLINDRICAL TYPE

(LC1)  
(ANSI A115.2)  
2-3/4"  
BACKSET



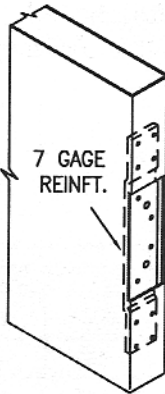
④

LOCK EDGE IS BEVELED

HINGE  
PREPARATION

4-1/2 OR 5 IN.  
HIGH, STANDARD  
OR HEAVY WEIGHT,  
FULL MORTISE  
HINGES

HINGE EDGE IS HANDED



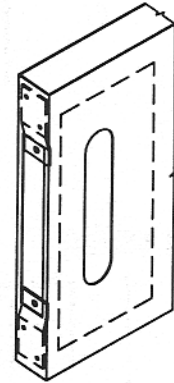
7 GAGE  
REINFT.

ANSI A156.7  
TEMPLATE

⑤

LOCK  
PREPARATION  
GOV. 86-4  
MORTISE TYPE

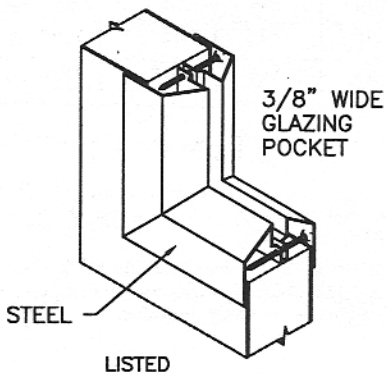
(LM1) (ANSI A115.1)  
2-3/4" BACKSET  
  
(LM0) SIMILAR TO DETAIL  
LESS FACE CUTOUT  
  
(LPO) SIMILAR TO DETAIL  
LESS ALL CUTOUTS  
AND REINFORCEMENT



⑥

GLAZING TRIM  
SlimTrim

FOR ALL  
FIRE DOORS



3/8" WIDE  
GLAZING  
POCKET

STEEL

LISTED

⑧

Notes:

Glazing

Only labeled, fire glazing material should be used. Glass and glazing are by glazing contractor.

Other Hardware preparations

Fuego doors can be prepared for listed: locks, latches, fire exit hardware, bolts (surface, flush, auto, etc.), concealed closers, and electronic hardware in accordance with procedures of specific labeling agency.

6/1/01



**Ceco Door Products**

DS-4

## PRODUCT SPECIFICATIONS:

1-3/4" Thick steel doors shall be as manufactured by Ceco Door Products. Doors shall conform to the Steel Door Institute guide specification, ANSI A250.8-1998; see chart below for performance classifications.

### STANDARD SIZES NOMINAL DOOR OPENING

WIDTH		HEIGHT
SINGLE	DOUBLE	
2'-0"	4'-0"	
2'-4"	4'-8"	
2'-6"	5'-0"	6'-8"
2'-8"	5'-4"	7'-0"
2'-10"	5'-8"	7'-2"
3'-0"	6'-0"	7'-10"
3'-4"	6'-8"	8'-0"
3'-6"	7'-0"	
3'-8"	7'-4"	
3'-10"	7'-8"	
4'-0"	8'-0"	

**FUEGO** temperature rise, 3 hour or lesser rated, fire doors are made full flush or (optional) seamless style. A physical label shall be applied to the fire door at an authorized facility as evidence of compliance with procedures of labeling agency. Face sheets are commercial quality cold rolled steel (conforming to ASTM A366 or A620 & A568 ...or (optional) hot-dipped galvanized steel (conforming to ASTM A924 AND a653) - see chart below.

c

Fuego full-flush doors have hairline seams or seamless vertical edges and have no visible seams on faces. The core is a one piece, UL listed, solid mineral fiber slab that is securely bonded to both face sheets under pressure with waterproof contact adhesive. 16 gage steel channels welded in place close the top and bottom door edges flush. The bottom edge channel can also be installed inverted (optional).

### FIRE DOORS

#### LABELING AGENCIES:

- UNDERWRITERS LABORATORY
- WARNOCK HERSEY
- FACTORY MUTUAL

TEST: ASTM E-152, UL10B, UBC 43-2

• RATING: 20 MIN, 3/4 HR, 1 HR, 1-1/2 HR, OR 3 HR

#### • MAX. SIZE:

- 40 x 80 SINGLE
- 74 x 72 PAIR (3 HR)
- 80 x 80 PAIR (1-1/2 HR)

Not all ratings are available in all sizes, designs and materials. Size guidelines for a specific rating apply also to a lesser rating.

**Hardware Provisions:** Hinge preparations are handed. Hinge edges are mortised for 4-1/2" or 5" high, standard and heavy weight hinges (specify which). 7 gage steel hinge reinforcements are welded inside the door edge and are drilled and tapped for fasteners in accordance with ANSI A156.7. The lock edge has a standard bevel (1:16) and is prepared for Gov. series 86, 160/161, or 90 locks in accordance with ANSI A115 (specify which). Optional closer reinforcement is a 12 gage steel channel.

**Paint:** 1-3/4" steel doors shall be provided with one coat of oven-cured neutral color primer paint. Primer coat shall conform to ANSI A250.10-1998. The primer coat is a preparatory base for necessary finish painting. "Colorstyle" finish coat is also available from a selection of standard colors (optional). Colorstyle finish is electrostatically applied, oven-cured urethane enamel and shall conform to ANSI A250.3. For accurate color selectors ask for a Ceco Colorstyle chart.

### MATERIAL

DOOR FACE SHEETS	GRADE	C.R.	GALV A60	RECOMMENDED DOOR FRAME MATERIAL
20 Gage Steel	Standard Duty	STD	OPT	16 Gage Steel
18 Gage Steel	Heavy Duty	STD	OPT	16 or 14 Gage Steel
16 Gage Steel	Extra Heavy-Duty	STD	OPT	12 or 14 Gage Steel

### PERFORMANCE

Core Thermal Characteristics:	U Factor: 0.437 R Factor: 2.288
Sound Transmission Class:	STC 33 (F Design, 18 Gage Face Sheets, ASTM E90-81 & E413-73, Fully Operable)
Physical Endurance	Meets ANSI A151.1 Performance Test, 20 Gage: Level B (500,000 cycles) 18 and 16 Gage: Level A (1,000,000 Cycles)

6/1/01



**Ceco Door Products**