

Pull Plate

Pull Plate Series

Pull plate series 30, 40, and 50 meet ANSI A156.6 for J405 Pull Plate

Pull plate series 60, 70, 80, 90, and 100 meet ANSI A156.6 for J407 Pull Plate

Pull plate 33E meets ANSI A156.6 for Standard Pull Plate

Standard Sizes: 3" x 12" (76 x 305 mm), 3 1/2" x 15" (89 x 381 mm), 4" x 16" (102 x 406 mm), 6" x 16" (152 x 406 mm), 8" x 16" (203 x 406 mm)

**(size not available for 50 and A50 series)*

Material: Aluminum, Brass, Bronze, or Stainless Steel

Finishes: All standard, see page 1X.

Handicap: 2 1/2" (63 mm) clearance available on special orders for .050" (1.3 mm) pull plates except with 5N or 6N pulls.

Prefix "H" to pull plate number (i.e., H3E).


Options: Pull plates may be ordered cut for cylinder (CFC) or engraved "PULL" (See page 17X for standard locations).

Order: Provide pull plate number, plate size, finish, and options, if any (i.e., 31E - 3 1/2" x 15" - US3 - CFC).


Pull plates are ordered by combining a push plate and a door pull using the numbering system below.

Pull plates can be ordered using most of the push plates shown on pages 14X and 15X with any of the pulls shown on pages 5X through 8X.


Fasteners (with finish washers)		Quantity	
Door Pull	Push Plate	Box	Case
#1/4" x 20 thru bolts	#6 x 5/8 OH tapping screws	1 each	10 each




30/A30/80 Series



40/A40/90 Series



50/A50 Series



100 Series

.050 Pull Plate Number			.062 Pull Plate Number			1/8" Pull Plate Number			PULL SQUARE
SQUARE CORNERS	ROUND CORNERS	ROUNDED	SQUARE CORNERS	ROUND CORNERS	ROUNDED	SQUARE CORNERS	ROUND CORNERS	ROUNDED	
31E	41E	51E	A31E	A41E	A51E	81E	91E	101E	1E
31G	41G	51G	A31G	A41G	A51G	81G	91G	101G	1G
31J	41J	51J	A31J	A41J	A51J	81J	91J	101J	1J
31L	41L	51L	A31L	A41L	A51L	81L	91L	101L	1L
32E	42E	52E	A32E	A42E	A52E	82E	92E	102E	2E
32G	42G	52G	A32G	A42G	A52G	82G	92G	102G	2G
32J	42J	52J	A32J	A42J	A52J	82J	92J	102J	2J
32L	42L	52L	A32L	A42L	A52L	82L	92L	102L	2L
33E	43E	53E	A33E	A43E	A53E	83E	93E	103E	3E
33G	43G	53G	A33G	A43G	A53G	83G	93G	103G	3G
33J	43J	53J	A33J	A43J	A53J	83J	93J	103J	3J
33L	43L	53L	A33L	A43L	A53L	83L	93L	103L	3L
34G	44G	54G	A34G	A44G	A54G	84G	94G	104G	4G
34J	44J	54J	A34J	A44J	A54J	84J	94J	104J	4J
34L	44L	54L	A34L	A44L	A54L	84L	94L	104L	4L
35N	45N	55N	A35N	A45N	A55N	85N	95N	105N	5N
36N	46N	56N	A36N	A46N	A56N	86N	96N	106N	6N
39E	49E	59E	A39E	A49E	A59E	89E	99E	109E	9E
39G	49G	59G	A39G	A49G	A59G	89G	99G	109G	9G
39J	49J	59J	A39J	A49J	A59J	89J	99J	109J	9J
39L	49L	59L	A39L	A49L	A59L	89L	99L	109L	9L

NOTE: To order Pull Plates other than those listed above; give complete details (i.e., plate style, size; Pull Number; finish and other specifications.)