

Full Mortise Hinges

Ball Bearing • Heavy Weight • Template

For use on Heavy Weight Doors or Doors Requiring High Frequency Service

BB1168


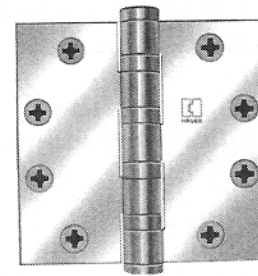
Steel with steel pin ANSI A8111

BB1199

Brass with stainless steel pin ANSI A2111

Stainless Steel with stainless steel pin ANSI A5111

Five knuckle four ball bearings non-rising removable pin with button tip and plug.
Specify screw requirements.



For Hospital type
prefix "HT" to
catalog number



Hinge Size		Gauge of metal	Number of holes	Screw Size		Quantity		Avg weight per case (lbs)	
Inches	Millimeters			Machine	Wood	Box	Case	Steel	SSteel/Brass
4½ x 4	114 x 102	0.180	8	½ x 12-24	1¼ x 12	3 each	24 each	35	38
4½ x 4½	114 x 114	0.180	8	½ x 12-24	1¼ x 12	3 each	24 each	35	38
5 x 4	127 x 102	0.190	8	½ x 12-24	1¼ x 12	3 each	24 each	44	48
5 x 4½	127 x 114	0.190	8	½ x 12-24	1¼ x 12	3 each	24 each	44	48
5 x 5	127 x 127	0.190	8	½ x 12-24	1¼ x 12	3 each	24 each	44	48
6 x 4½	152 x 114	.203 Steel & Brass	10	½ x ¼-20	1½ x 14	3 each	24 each	70	65
6 x 5	152 x 127	.203 SS	10	½ x ¼-20	1½ x 14	3 each	24 each	70	65
		.203 Steel & Brass	10	½ x ¼-20	1½ x 14	3 each	24 each	70	65
6 x 6	152 x 152	.203 SS	10	½ x ¼-20	1½ x 14	3 each	24 each	70	65
		.203 Steel & Brass	10	½ x ¼-20	1½ x 14	3 each	24 each	70	65
8 x 6	203 x 152	.203 SS	16	½ x ¼-20	1½ x 14	3 each	12 each	67	62
		.203 Steel & Brass	16	½ x ¼-20	1½ x 14	3 each	12 each	67	62
8 x 8	203 x 203	.203 SS	16	½ x ¼-20	1½ x 14	3 each	12 each	67	62

Ball Bearing • Heavy Weight • Template • Wide Throw

For use on Heavy Weight door or doors Requiring High Frequency Service

BB1168 - Wide Throw


Steel with steel pin ANSI A5111

BB1199 - Wide Throw

Brass with brass pin ANSI A2111

Stainless Steel with stainless steel pin ANSI A5111

Five knuckle four ball bearings non-rising removable pin with tip and plug.
Specify Screw Requirements.



Hinge Size		Gauge of metal	Number of holes	Screw Size		Quantity		Avg weight per case (lbs)	
Inches	Millimeters			Machine	Wood	Box	Case	Steel	SSteel/Brass
4½ x 5	114 x 127	0.180	8	½ x 12-24	1¼ x 12	3 each	24 each	55	60
4½ x 6	114 x 152	0.180	8	½ x 12-24	1¼ x 12	3 each	24 each	55	60
4½ x 7	114 x 178	0.180	8	½ x 12-24	1¼ x 12	3 each	24 each	55	60
4½ x 8	114 x 203	0.180	8	½ x 12-24	1¼ x 12	3 each	24 each	55	60
5 x 6	127 x 152	0.190	8	½ x 12-24	1¼ x 12	3 each	12 each	32	35
5 x 7	127 x 178	0.190	8	½ x 12-24	1¼ x 12	3 each	12 each	32	35
5 x 8	127 x 203	0.190	8	½ x 12-24	1¼ x 12	3 each	12 each	32	35

Hinge testing conforms to ANSI A156.1. Furnished with screw hole locations that conform to standards approved by ANSI A156.7.

VISIT US AT: WWW.HAGERCO.COM

A5

"THE FIRST FAMILY OF SUPERIOR HARDWARE"

rev. 7/02